

Health Professions Education Across Kansas

Prepared: March 21, 2022

**Analysis of US Department of Education, National Center for Education Statistics,
Integrated Postsecondary Education Data System (IPEDS) 2019 Program Completion Data**

Co-Investigators:

Dorothy Hughes, PhD, MHSA, Assistant Professor, Population Health and Surgery, University
of Kansas School of Medicine

Nick Baldetti, DBA, MBA, MS, Executive Director of Healthcare Initiatives, McPherson
College

Contents

Programs Defined as Health Professions	1
Location of Programs Across Kansas	5
Duration of Programs.....	12

Programs Defined as Health Professions

We defined the degree program Classification of Instructional Programs (CIP) codes in Table 1 as health professions for purposes of this report.

Table 1 shows how many programs we had in Kansas for each program and the number of students who completed that type of program in 2019.

Table 1

CIP Code	Program	Programs	Graduates
51.0000	Health Services/Allied Health/Health Sciences, General	6	116
51.0001	Health and Wellness, General	2	0
51.9999	Health Professions and Related Clinical Sciences, Other	5	28
	Subtotal, General Health Services/Professions	13	144
51.0101	Chiropractic	1	99
51.0201	Communication Sciences and Disorders, General	6	140
51.0202	Audiology/Audiologist	3	7
51.0203	Speech-Language Pathology/Pathologist	5	66
51.0204	Audiology/Audiologist and Speech-Language Pathology/Pathologist	1	7
51.0299	Communication Disorders Sciences and Services, Other	2	0
	Subtotal, Communication Disorders, Sciences, and Services	17	220
51.0601	Dental Assisting/Assistant	9	134
51.0602	Dental Hygiene/Hygienist	6	101
51.0699	Dental Services and Allied Professions, Other	1	0
	Subtotal, Dental Support Services and Allied Professions	16	235
51.0701	Health/Health Care Administration/Management	8	81
51.0702	Hospital and Health Care Facilities Administration/Management	2	24
51.0703	Health Unit Coordinator/Ward Clerk	1	0
51.0706	Health Information/Medical Records Administration/Administrator	5	26
51.0707	Health Information/Medical Records Technology/Technician	6	76
51.0708	Medical Transcription/Transcriptionist	5	1
51.0709	Medical Office Computer Specialist/Assistant	3	8
51.071	Medical Office Assistant/Specialist	8	17
51.0713	Medical Insurance Coding Specialist/Coder	11	85
51.0716	Medical Administrative/Executive Assistant and Medical	5	6

	Secretary		
51.0717	Medical Staff Services Technology/Technician	1	0
51.0799	Health and Medical Administrative Services, Other	3	70
	Subtotal, Health and Medical Administrative Services	58	394
51.0801	Medical/Clinical Assistant	13	376
51.0803	Occupational Therapist Assistant	4	53
51.0805	Pharmacy Technician/Assistant	3	14
51.0806	Physical Therapy Technician/Assistant	6	125
51.081	Emergency Care Attendant (EMT Ambulance)	16	281
51.0812	Respiratory Therapy Technician/Assistant	1	0
	Subtotal, Allied Health and Medical Assisting Services	43	849
51.0903	Electroneurodiagnostic/Electroencephalographic Technology/Technologist	1	10
51.0904	Emergency Medical Technology/Technician (EMT Paramedic)	12	264
51.0905	Nuclear Medical Technology/Technologist	1	4
51.0907	Medical Radiologic Technology/Science - Radiation Therapist	3	93
51.0908	Respiratory Care Therapy/Therapist	10	108
51.0909	Surgical Technology/Technologist	11	128
51.091	Diagnostic Medical Sonography/Sonographer and Ultrasound Technician	6	126
51.0911	Radiologic Technology/Science - Radiographer	6	44
51.0912	Physician Assistant	2	50
51.0913	Athletic Training/Trainer	18	98
51.092	Magnetic Resonance Imaging (MRI) Technology/Technician	1	7
	Subtotal, Allied Health Diagnostic, Intervention, and Treatment Professions	71	932
51.1002	Cytotechnology/Cytotechnologist	1	0
51.1004	Clinical/Medical Laboratory Technician	2	21
51.1005	Clinical Laboratory Science/Medical Technology/Technologist	5	57
51.1009	Phlebotomy Technician/Phlebotomist	6	78
51.1099	Clinical/Medical Laboratory Science and Allied Professions, Other	1	0
	Subtotal, Clinical/Medical Laboratory Science/Research and Allied Professions	15	156
51.1101	Pre-Dentistry Studies	1	1
51.1102	Pre-Medicine/Pre-Medical Studies	2	2
51.1103	Pre-Pharmacy Studies	2	1
51.1105	Pre-Nursing Studies	3	31
51.1106	Pre-Chiropractic Studies	1	0

51.1107	Pre-Occupational Therapy Studies	1	1
51.1108	Pre-Optometry Studies	1	0
51.1109	Pre-Physical Therapy Studies	2	6
51.1199	Health/Medical Preparatory Programs, Other	3	5
	Subtotal, Health/Medical Preparatory Programs	16	47
51.1201	Medicine	1	203
51.1501	Substance Abuse/Addiction Counseling	6	28
51.1504	Community Health Services/Liaison/Counseling	2	58
51.1505	Marriage and Family Therapy/Counseling	1	50
51.1508	Mental Health Counseling/Counselor	3	27
51.1599	Mental and Social Health Services and Allied Professions, Other	3	31
	Subtotal, Mental and Social Health Services and Allied Professions	15	194
51.2001	Pharmacy	2	255
51.2003	Pharmaceutics and Drug Design	2	19
51.2004	Medicinal and Pharmaceutical Chemistry	2	5
51.2008	Clinical, Hospital, and Managed Care Pharmacy	1	2
	Subtotal, Pharmacy, Pharmaceutical Science, and Administration	7	281
51.2201	Public Health, General	4	56
51.2207	Public Health Education and Promotion	1	32
51.2208	Community Health and Preventive Medicine	1	8
51.2299	Public Health, Other	2	5
	Subtotal, Public Health	8	101
51.2301	Art Therapy/Therapist	3	17
51.2305	Music Therapy/Therapist	2	18
51.2306	Occupational Therapy/Therapist	3	47
51.2308	Physical Therapy/Therapist	3	134
51.231	Vocational Rehabilitation Counseling/Counselor	2	32
51.2314	Rehabilitation Science	1	2
51.2399	Rehabilitation and Therapeutic Professions, Other	2	4
	Subtotal, Rehabilitation and Therapeutic Professions	16	254
51.2601	Health Aide	2	0
51.2602	Home Health Aide/Home Attendant	11	404
51.2603	Medication Aide	20	520
51.2604	Rehabilitation Aide	2	0
51.2699	Health Aides/Attendants/Orderlies, Other	3	16

	Subtotal, Health Aides/Attendants/ Orderlies	38	940
51.2706	Medical Informatics	3	2
51.3101	Dietetics/Dietitian	3	73
51.3103	Dietetic Technician	1	9
51.3104	Dietitian Assistant	2	0
51.3199	Dietetics and Clinical Nutrition Services, Other	1	8
	Subtotal, Dietetics and Clinical Nutrition Services	7	90
51.3801	Registered Nursing/Registered Nurse	37	2264
51.3802	Nursing Administration	3	38
51.3803	Adult Health Nurse/Nursing	2	1
51.3804	Nurse Anesthetist	4	47
51.3807	Nurse Midwife/Nursing Midwifery	2	1
51.3808	Nursing Science	9	90
51.381	Psychiatric/Mental Health Nurse/Nursing	3	30
51.3811	Public Health/Community Nurse/Nursing	1	0
51.3817	Nursing Education	3	2
51.3818	Nursing Practice	4	70
51.3899	Registered Nursing, Nursing Administration, Nursing Research and Clinical Nursing	2	55
	Subtotal, Registered Nursing, Nursing Administration, Nursing Research, and Clinical Nursing	70	2598
51.3901	Licensed Practical/Vocational Nurse Training	24	802
51.3902	Nursing Assistant/Aide and Patient Care Assistant/Aide	20	3263
	Subtotal, Practical Nursing, Vocational Nursing, and Nursing Assistants	44	4065
	Grand Total	459	11804

Location of Programs Across Kansas

Table 2 lists all institutions in the IEPDS database that have at least one health profession program (HPP). We have listed the institution name, county, number of HPPs, and number of graduates from those programs in 2019. Lines in gray show the totals for each county.

Table 2

Institution Name	County	HPPs	HPP Graduates
Benedictine College	Atchison	2	27
Fort Scott Community College	Bourbon	8	264
Butler Community College	Butler	15	472
Cloud County Community College	Cloud	5	146
Cowley County Community College	Cowley	11	247
Southwestern College	Cowley	4	35
	Subtotal, Cowley	15	282
Pittsburg State University	Crawford	3	18
Haskell Indian Nations University	Douglas	1	8
University of Kansas	Douglas	59	1194
	Subtotal, Douglas	60	1202
Fort Hays State University	Ellis	9	314
Garden City Community College	Finney	9	107
Dodge City Community College	Ford	16	37
Ottawa University-Kansas City	Franklin	2	42
Bethel College-North Newton	Harvey	3	64
Hesston College	Harvey	1	65
	Subtotal, Harvey	4	129
Concorde Career College-Kansas City	Jackson	8	285
Cleveland University-Kansas City	Johnson	5	99
Johnson County Community College	Johnson	18	932

MidAmerica Nazarene University	Johnson	11	229
	Subtotal, Johnson	34	1260
Highland Community College	Kiowa	18	373
Labette Community College	Labette	10	101
University of Saint Mary	Leavenworth	8	148
Emporia State University	Lyon	7	153
Flint Hills Technical College	Lyon	12	215
	Subtotal, Lyon	19	368
Tabor College	Marion	3	37
Bethany College	McPherson	1	1
Central Christian College of Kansas	McPherson	2	15
McPherson College	McPherson	1	8
	Subtotal, McPherson	4	24
North Central Kansas Technical College	Mitchell	5	221
Coffeyville Community College	Montgomery	11	156
Independence Community College	Montgomery	8	116
	Subtotal, Montgomery	19	272
Neosho County Community College	Neosho	13	494
Pratt Community College	Pratt	5	160
Hutchinson Community College	Reno	18	293
Sterling College	Rice	4	11
Kansas State University	Riley	7	143
Manhattan Area Technical College	Riley	9	198
	Subtotal, Riley	16	341
Kansas Wesleyan University	Saline	6	10
Salina Area Technical College	Saline	10	332
	Subtotal, Saline	16	342
Friends University	Sedgwick	5	70

Newman University	Sedgwick	8	116
Wichita State University	Sedgwick	15	515
Wichita State University-Campus of Ap..	Sedgwick	10	847
Wichita Technical Institute	Sedgwick	2	194
	Subtotal, Sedgwick	40	1742
Seward County Community College	Seward	12	232
Washburn Institute of Technology	Shawnee	8	715
Washburn University	Shawnee	24	527
	Subtotal, Shawnee	32	1242
Northwest Kansas Technical College	Sherman	5	51
Colby Community College	Thomas	7	148
Donnelly College	Wyandotte	2	58
Kansas City Kansas Community College	Wyandotte	13	561
	Subtotal, Wyandotte	15	619
51 Institutions	Totals	459	11804

Table 3 shows all counties that have at least one HPP or at least one HPP graduate. The five highest counties in percentage of total HPPs are in blue: Douglas, Sedgwick, Johnson, Shawnee, and Lyon. These counties are also in the top 9 for highest percentage of total HPP graduates, though Lyon ranks ninth. The counties ranking fifth through eighth for highest percentage of HPP graduates are: Wyandotte, Neosho, Butler, and Kiowa.

Table 3

County	RUCC	Health Professions Programs (n)	% of Total Programs	Graduates of HPPs (n)	% Total HPP Graduates
Douglas	3	60	13.1%	1202	10.2%
Sedgwick	2	40	8.7%	1742	14.8%
Johnson	1	36	7.8%	1260	10.7%
Shawnee	3	32	7.0%	1242	10.5%
Lyon	4 (non-metro)	19	4.1%	368	3.1%
Montgomery	5 (non-metro)	19	4.1%	272	2.3%
Reno	4 (non-metro)	18	3.9%	293	2.5%
Doniphan	3	18	3.9%	0	0.0%
Saline	5 (non-metro)	16	3.5%	342	2.9%
Riley	3	16	3.5%	341	2.9%
Ford	5 (non-metro)	16	3.5%	37	0.3%

Wyandotte	1	15	3.3%	619	5.2%
Butler	2	15	3.3%	472	4.0%
Cowley	4 (non-metro)	15	3.3%	282	2.4%
Neosho	7 (non-metro)	13	2.8%	494	4.2%
Seward	5 (non-metro)	12	2.6%	232	2.0%
Labette	7 (non-metro)	10	2.2%	101	0.9%
Ellis	5 (non-metro)	9	2.0%	314	2.7%
Finney	5 (non-metro)	9	2.0%	107	0.9%
Jackson	3	8	1.7%	285	2.4%
Bourbon	6 (non-metro)	8	1.7%	264	2.2%
Leavenworth	1	8	1.7%	148	1.3%
Thomas	7 (non-metro)	7	1.5%	148	1.3%
Mitchell	7 (non-metro)	5	1.1%	221	1.9%
Pratt	7 (non-metro)	5	1.1%	160	1.4%
Cloud	7 (non-metro)	5	1.1%	146	1.2%
Sherman	7 (non-metro)	5	1.1%	51	0.4%
Harvey	2	4	0.9%	129	1.1%
McPherson	7 (non-metro)	4	0.9%	24	0.2%
Rice	7 (non-metro)	4	0.9%	11	0.1%
Marion	6 (non-metro)	3	0.7%	37	0.3%
Crawford	4 (non-metro)	3	0.7%	18	0.2%
Atchison	6 (non-metro)	2	0.4%	27	0.2%
Kiowa	9 (non-metro)	0	0.0%	373	3.2%
Franklin	6 (non-metro)	0	0.0%	42	0.4%

Figure 1 shows where HPPs are located in Kansas, by county. The numbers signify how many programs there are in each county. Gray indicates no health professions programs according to IPEDS 2019 data. Figure 2 shows the number of institutions that have HPPs, by county.

It should be noted that degree programs are shown in the county of the institution that awards them. For example, the MD degree from the University of Kansas School of Medicine is awarded by the University of Kansas, and that program and its graduates are tied in this dataset to Lawrence (Douglas County) rather than Kansas City (Wyandotte County).

Figure 3 shows the number of HPP graduates by county. Figures 4, 5, and 6 show different types of higher education institutions by county. We believe that there are between 63 and 71 higher education institutions of some kind in the state, and of those, 51 are represented in the IPEDs data as having HPPs.

Figure 3

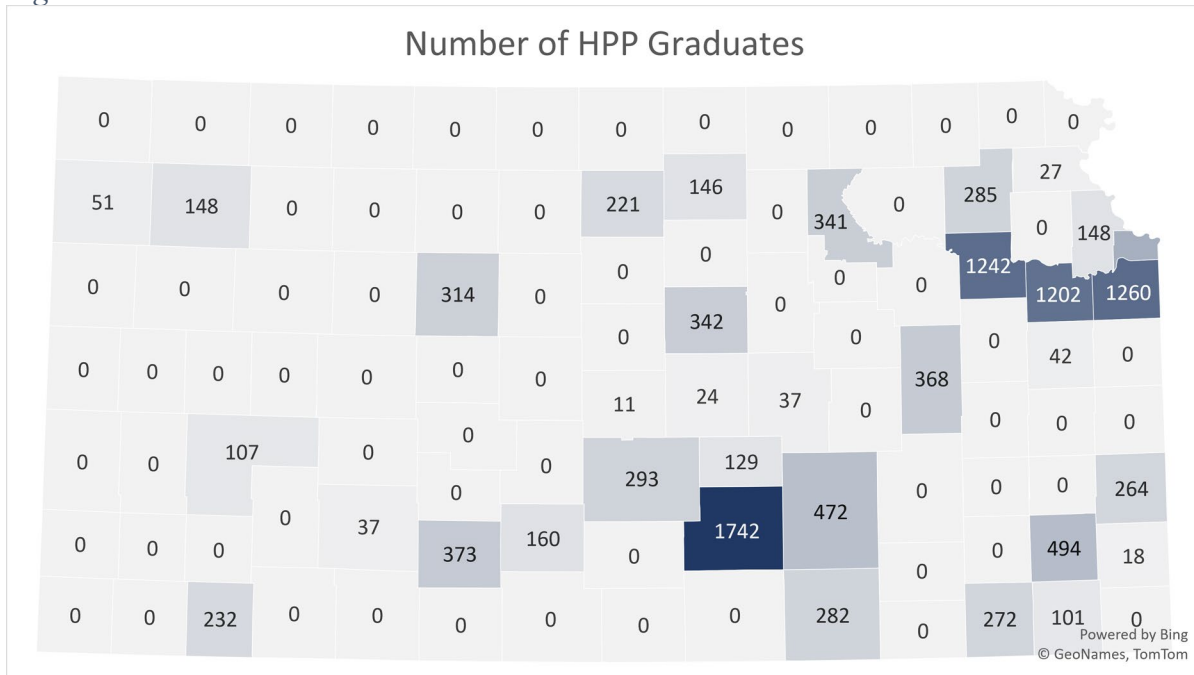


Figure 4

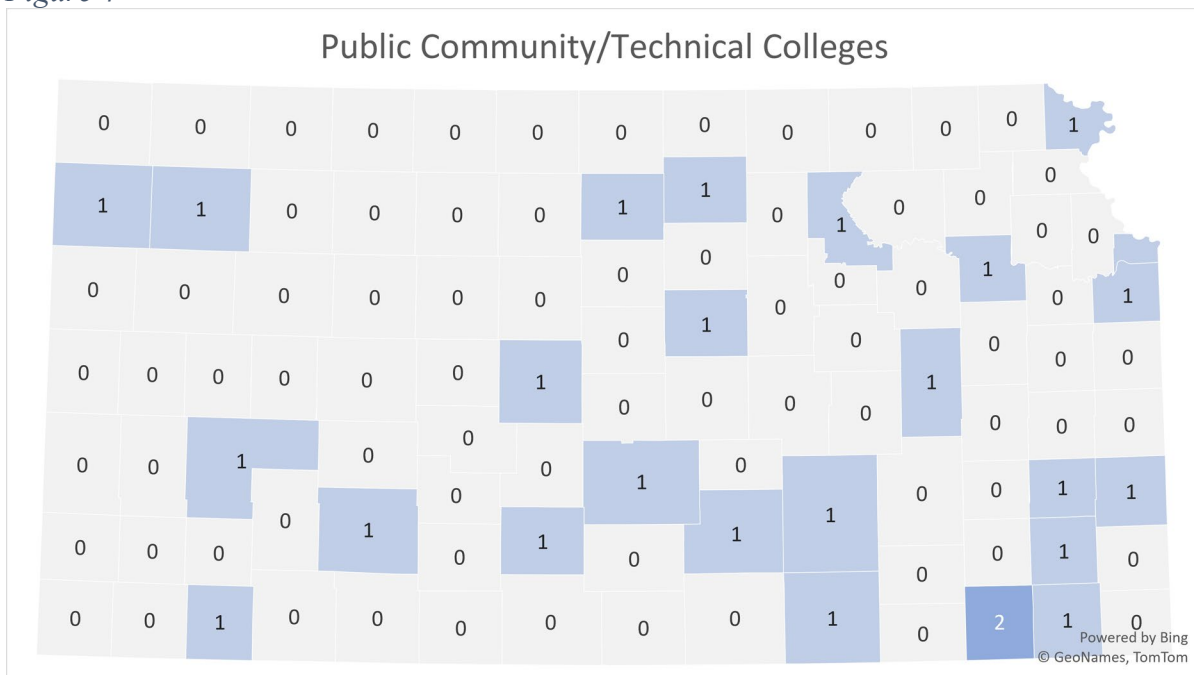


Figure 5

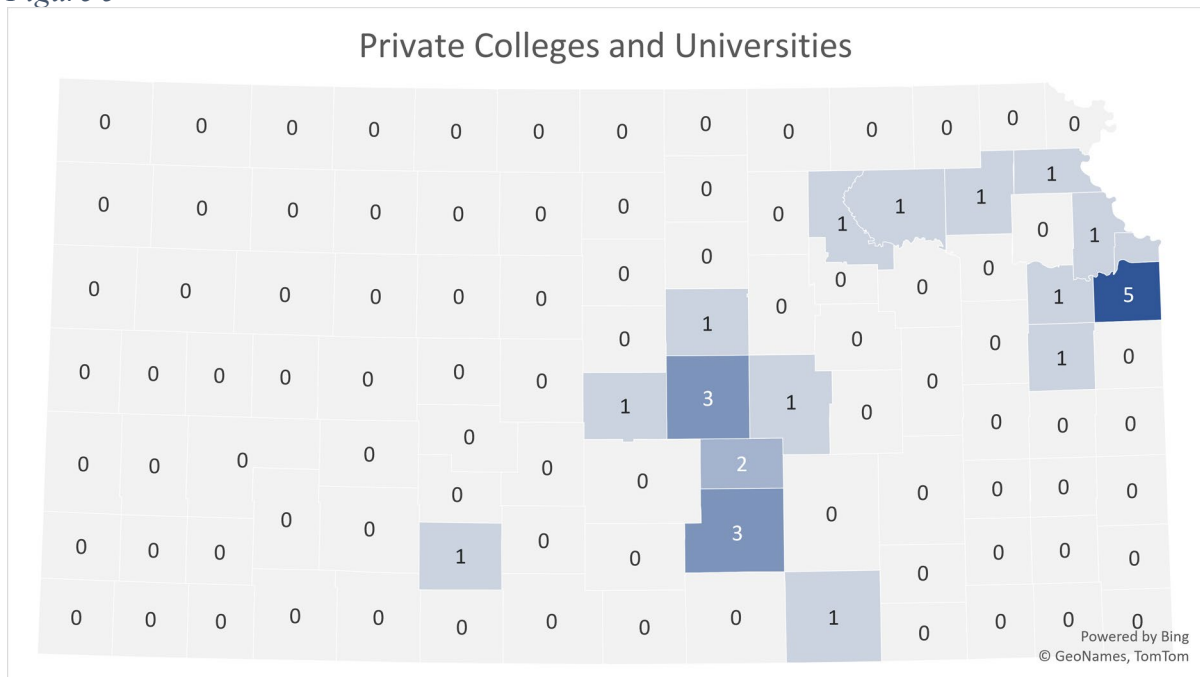
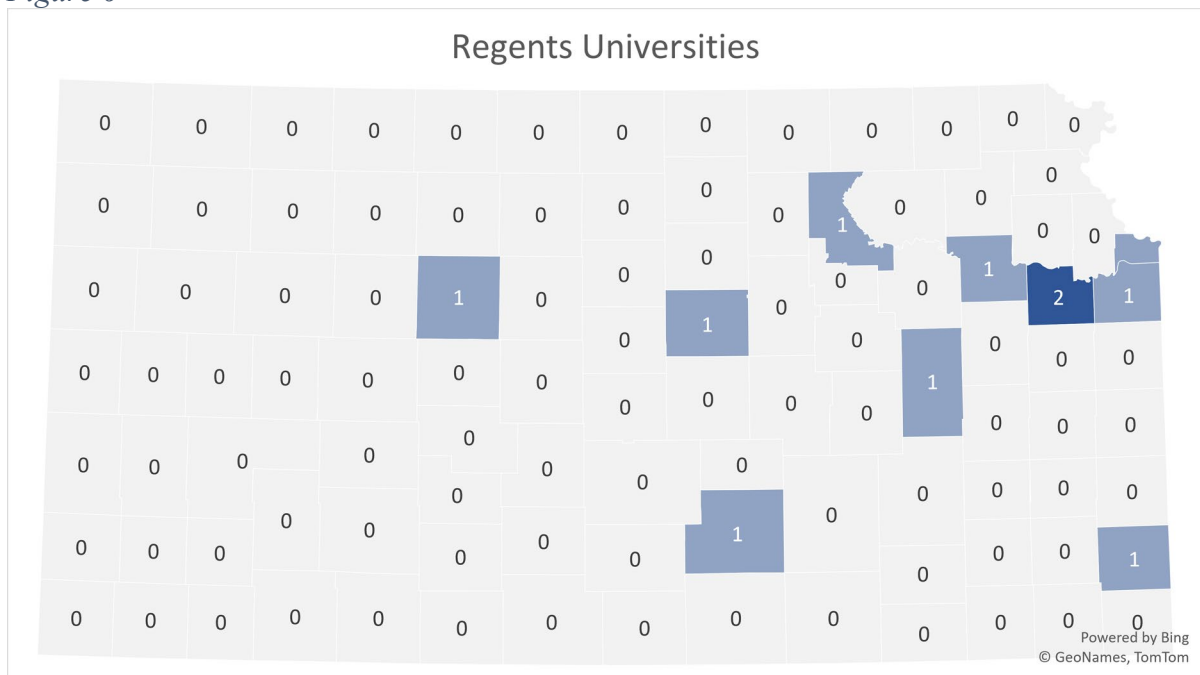


Figure 6



Duration of Programs

Figure 7 shows how many HPPs were in Kansas in 2019 by duration of program. The majority of programs, 288 (62.7%) are associate's degrees or other programs two years or less in duration. 80 (17.4%) of programs award bachelor's degrees, 36 (7.8%) award master's degrees, and 27 (5.9%) award doctoral degrees that are either oriented toward research or practice. There are also two certificate categories, post-baccalaureate (14 programs, 3.1%) and post-graduate (14 programs, 3.1%).

Figure 7

