

# Evaluation Team Presentation



December 7, 2021



# Evaluation Goals

- Assess barriers and facilitators of CHW integration
- Assess the pathways of peer learning through learning communities
- Measure impact of CHWs on client and site outcomes
- Measure both qualitatively and quantitatively the impact of CHWs for other providers
- Assess the value of CHWs at the sites from the perspectives of the sites and payers



# Evaluation Plan

## *Qualitative*

- Interviews at regular intervals with Joanna and Jess with program personnel and others
- Formal Qualitative Data Analysis

## *Quantitative*

- Data from Intraprise system
- Administrative data

Initial Interviews Are Complete!  
There are 179 patients with records!!

Thank you!!!

# Case Management Data (from 9/1-11/30)

Site	Number of Patients
Bob Wilson Hospital	60
Phillips County Health Systems	33
Salina Family Healthcare Center	53
Sedgwick County Health Dept	9
Wichita – HealthCore	22

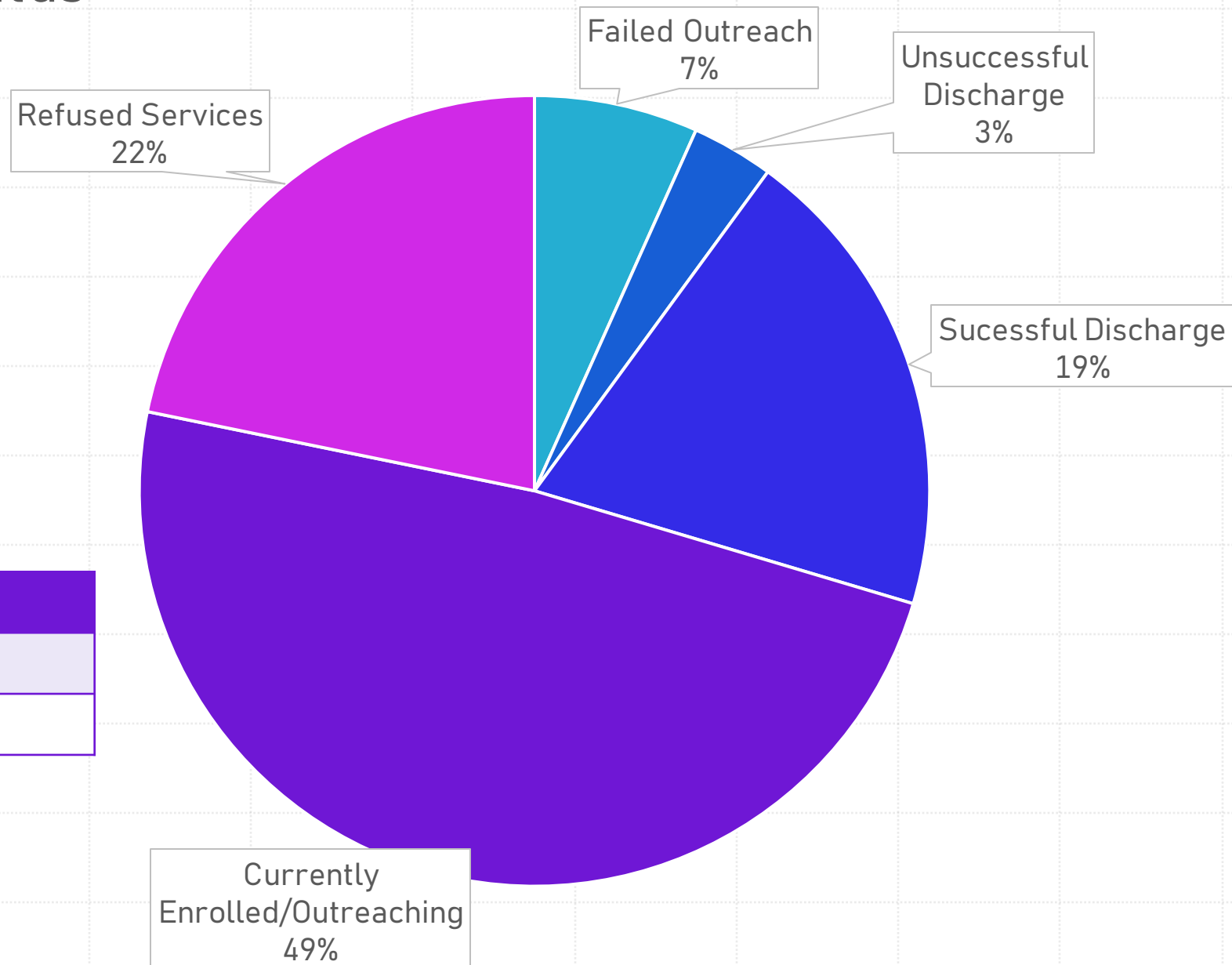


**Lucy**



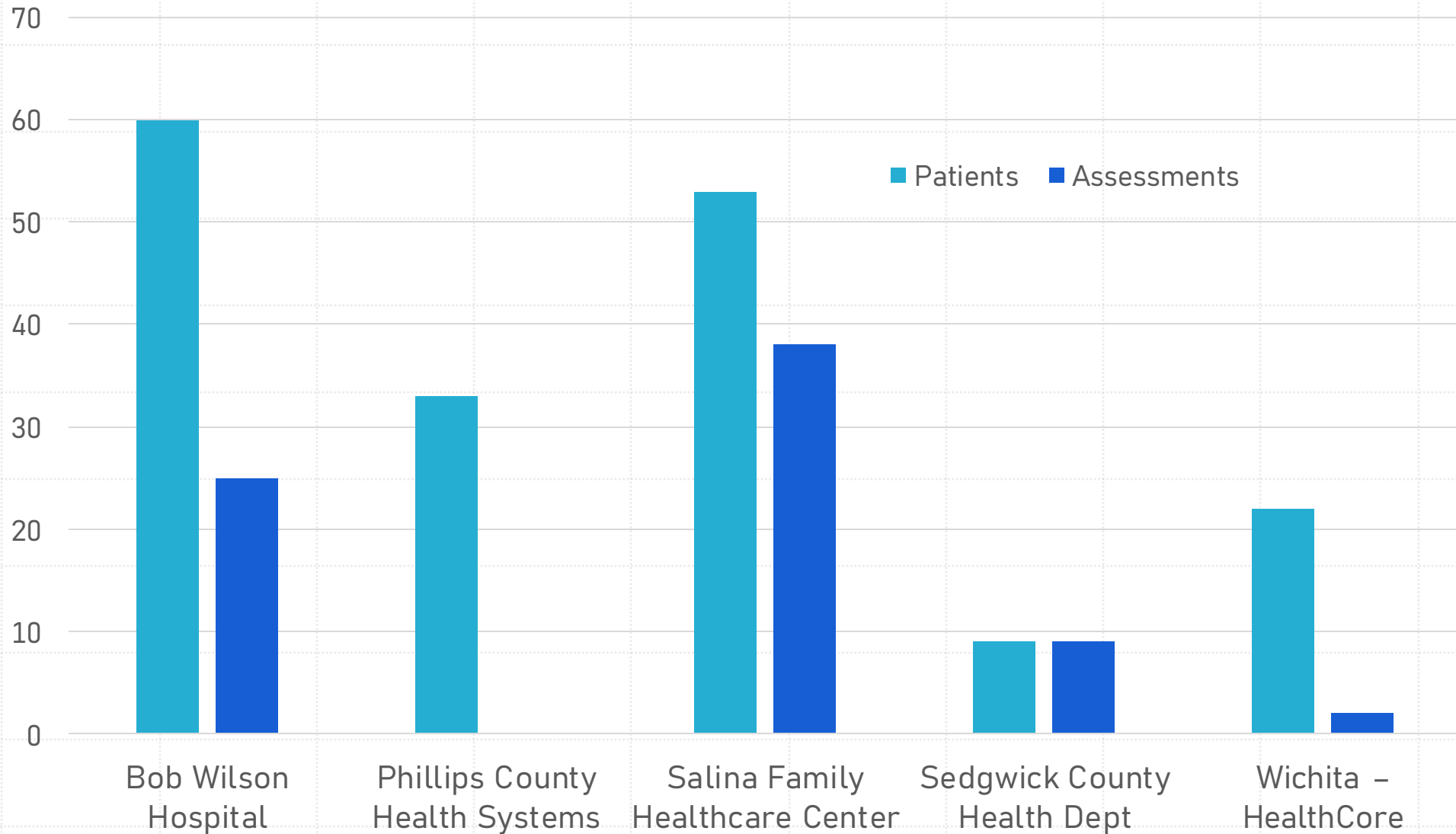
**Stephanie**

# Patient Status



Enrolled	65
Outreaching	5
Referred	17

## Patients vs. Assessments





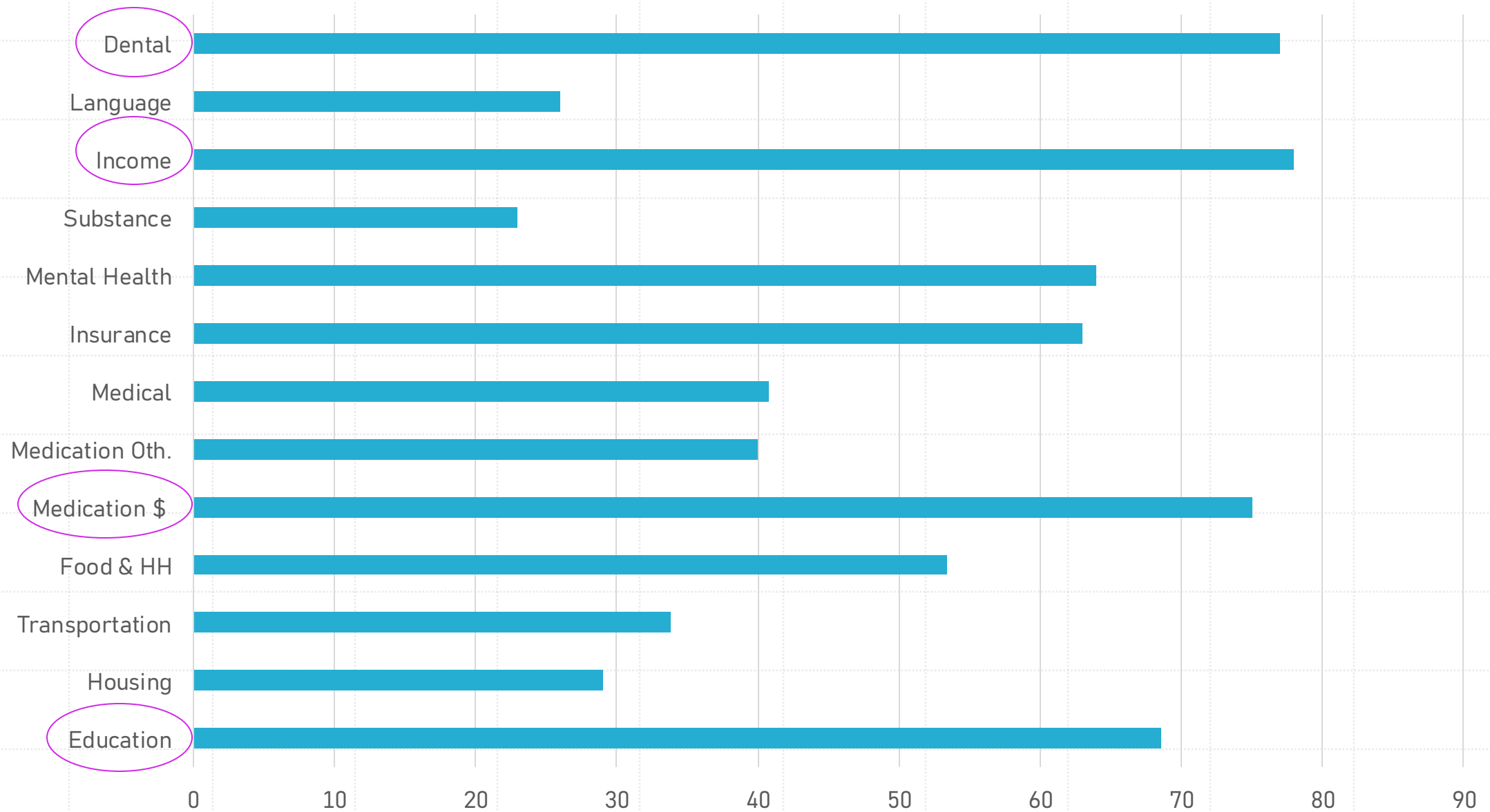
# What we are learning

- 68% in good or better health
- 43% satisfied with health
- 22% solve own health problems
- 34% motivated to be healthy

- 37.31% visited ED in the past 3 months
- 10.29% hospitalized in past 3 months
- Average of 11 poor physical health days
- Average of 10 poor mental health days



## % with Need



*Without Intraprise Data*



*With Intraprise Data*



Help us show what you are doing!



# Next Steps

- Please Please Please keep entering data!
- We will be starting additional interviews later this winter. 😊



# Questions?

- Email Jess [jqw6242@psu.edu](mailto:jqw6242@psu.edu)
- Email Joanna [jbrooks6@kumc.edu](mailto:jbrooks6@kumc.edu)