
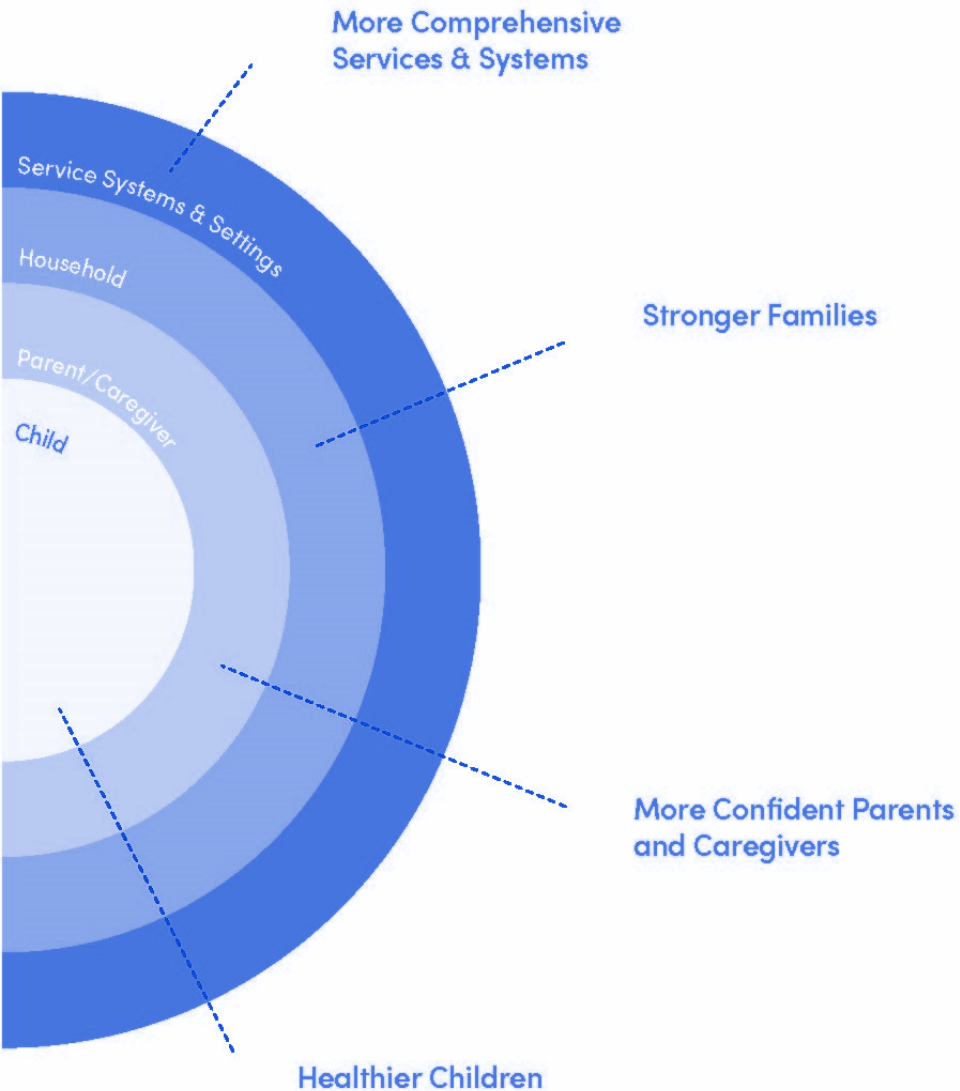


Kansas ABC Early Childhood Initiative


Phase II Final Report




Phase I Summary



- Caregiver concerns regarding child **social-emotional functioning** decreased.
- Children's **cortisol levels**, an indicator of stress, became more normalized.
- Parent coaches rated children's **overall wellbeing** as more positive.
- Caregivers' **knowledge and beliefs** in their caregiving abilities increased.
- In interactions with their children, **caregiver intrusiveness** went down, while **sensitivity and delight** went up.
- **Caregiver capabilities** significantly improved.
- **Expanded capacity** for early childhood services across the state.



Why Phase II?



- Transition to new areas of inquiry
- Reduction of evaluation time and effort
- Addition of child development measures central to school readiness
- Continued examination of social-emotional development
- Exploration of new outcome areas hypothesized to be impacted by ABC

ABC Infant and ABC Early Childhood

ABC Infant (ABC-I)

- 6 to 24 months
- 10 sessions
- Focus is on:
 - Increasing parents' nurturing care when children are distressed
 - Helping parents follow children's lead
 - Decreasing frightening parenting behaviors

ABC Early Childhood (ABC-EC)

- 24 months to 48 months
- 10 sessions
- Focus is on:
 - Increasing parents' nurturing behaviors when children are distressed
 - Helping parents follow children's lead
 - Encouraging parents to serve as coregulators for their children under challenging conditions



Phase II Sites & Curriculum Type

LiveWell
Northwest
Kansas



ABC-Infant; ABC-EC

Rainbows
United



ABC-Infant

Russell Child
Development
Center



ABC-Infant; ABC-EC



Phase II Measures

ABC-Infant

- Demographics
- HSSI
- Home visiting form
- ASQ-3
- ASQ-SE-2
- Parental Stress Scale
- Family Empowerment Scale

ABC-Early Childhood

- Demographics
- HSSI
- Home visiting form
- ASQ-3
- ASQ-SE-2
- Parental Stress Scale
- Family Empowerment Scale
- BRIEF-P



Phase II Measures

ASQ-3

- 21 versions (separated in two-month intervals)
- Spanning ages 1 month through 66 months
- Caregiver-reported measure designed to identify potential developmental delays
- Five domains: communication, gross motor skills, fine motor skills, problem-solving, and personal-social abilities
- Three options: yes (10 points); sometimes (5 points) and not yet (0 points)
- Total score for each domain is calculated then compared to cutoff points

ASQ-SE-2

- 9 versions (separated by monthly intervals (e.g., 2-month, 6-month, 12-month, etc.)
- Caregiver-reported measure designed to identify social and emotional concerns
- Response options include often/always, sometimes, or rarely/never
- Possible scores for each question include: 0, 5, or 10
- Using the total score and the predetermined cutoffs, a ratio score is calculated. Anything above a 1 would indicate further referral/intervention. Anything below a 1 would indicate no further action is needed



Phase II Measures: Parental Stress Scale


- Contains 18 questions with Likert scale responses ranging from 1 (strongly disagree) to 5 (strongly agree)
- Total score; lower scores indicating lower stress levels and higher scores indicating higher stress levels
- Caregiver/self-report scale
- Measures both positive and negative aspects of parenthood
- Assesses positive themes of parenting/caregiving, such as emotional benefits, self-enrichment, and personal development



Phase II Measures: Family Empowerment Scale

- Contains 34 questions and three domains
 - Feelings about family
 - Feelings about child services
 - Feelings towards community
- Evaluation only examined two domains (feelings about family and feelings about child services); so only 24 questions
- Each domain contains Likert Scale responses (1-never to 5-very often)
- Total scores are calculated; higher scores indicate higher empowerment feelings

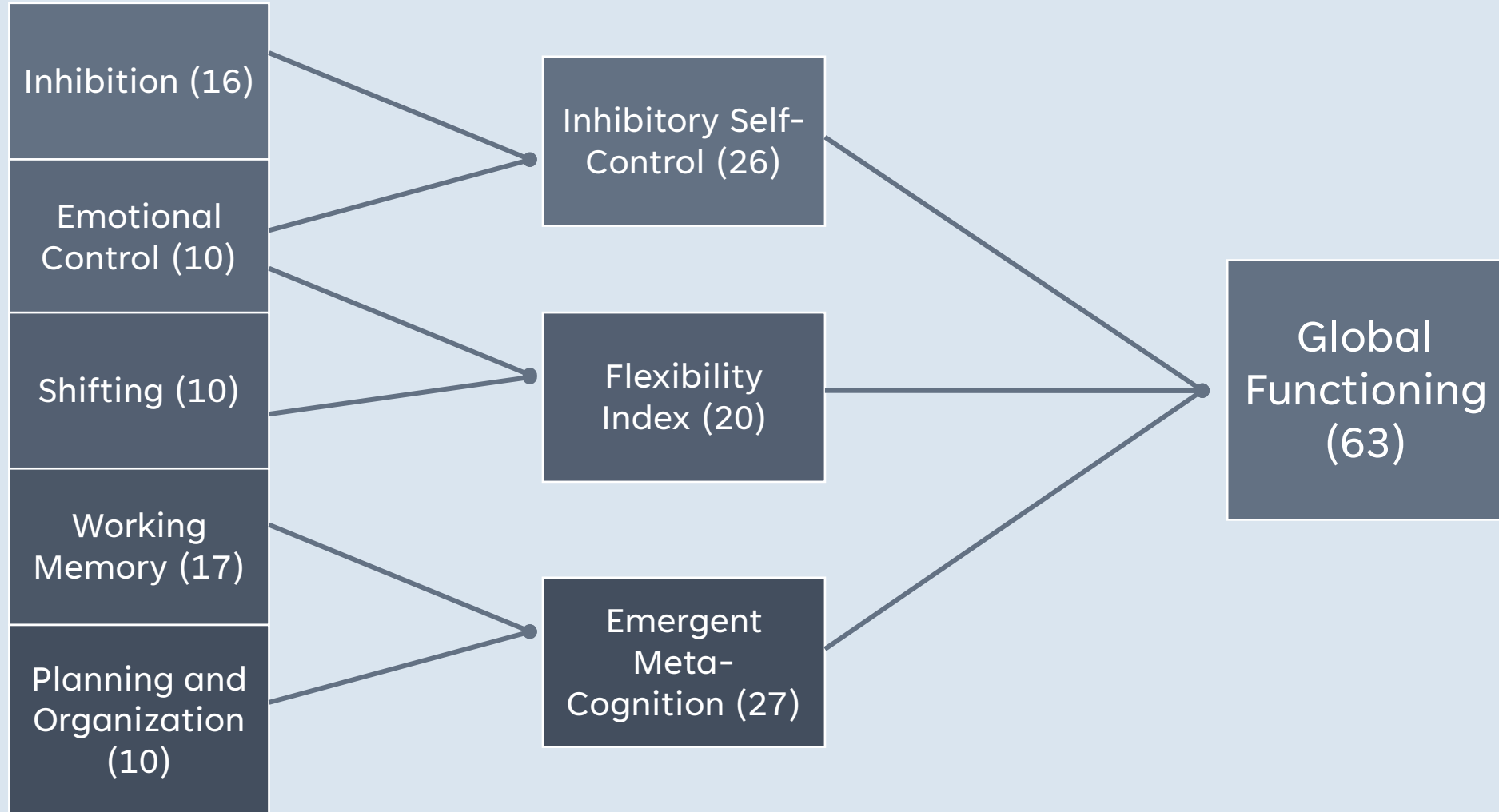





Phase II Measures: BRIEF-P

- Behavior Rating Inventory of Executive Functioning-Preschool (BRIEF-P)
- Standardized scale comprised of 63 items; five domains; 3 composite indices; 1 global/overall composite score
- Measures essential school-readiness skills such as planning, organization, self-regulation, and adaptability
- Completed by caregiver
- Higher scores indicate more problematic behaviors

Phase II Measures: BRIEF-P



Enrollment Information

Site	Time 1 Infant	Time 2 Infant
LiveWell	26	24
Rainbows United	47	35
Russell Child Development	19	15
Total:	92	74


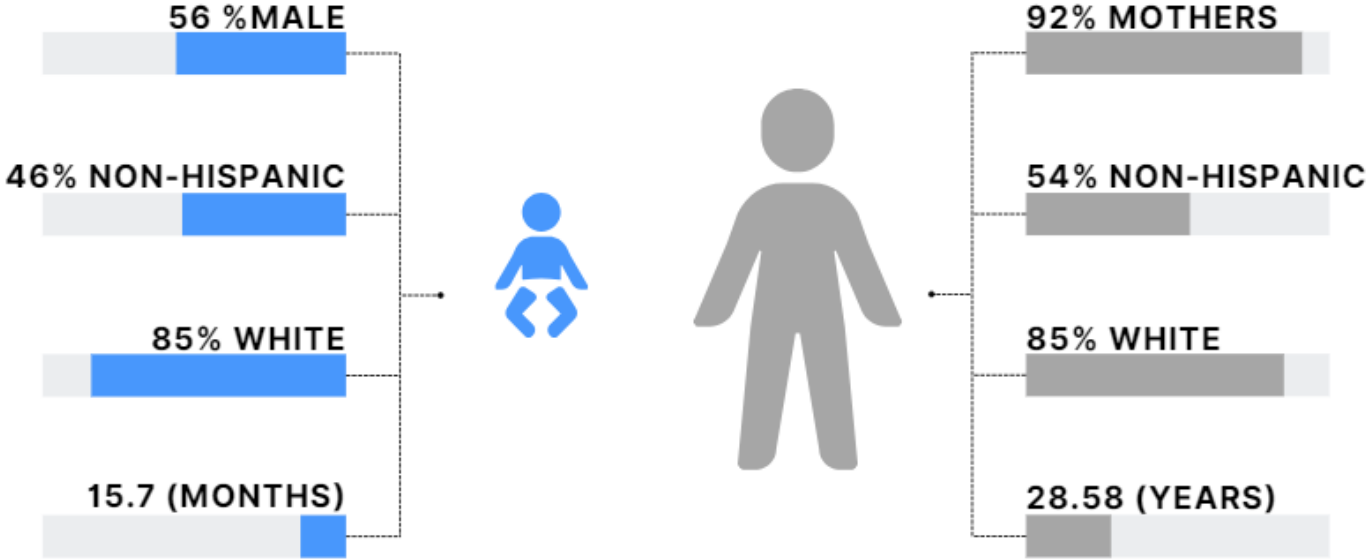
	Time 1 Toddler	Time 2 Toddler
LiveWell	19	15
Russell Child Development	57	39
Total:	76	54





Infant Sample

DEMOGRAPHICS



Results: ASQ-3

	Time 1 (n %)		Time 2 (n %)		n	p
	Met Cutoff (no referrals needed)	Did not meet cutoff	Met Cutoff (no referrals needed)	Did not meet cutoff		
Communication	61 (66.3)	31 (33.7)	51 (68.9)	23 (31.1)	74	.82
Gross-Motor	60 (65.2)	32 (34.8)	57 (77.0)	17 (23.0)	74	.18
Fine-Motor	60 (65.2)	32 (34.8)	57 (77.0)	17 (23.0)	73	.54
Problem-Solving	64 (69.6)	27 (29.7)	55 (74.3)	19 (25.7)	74	1.0
Personal-Social	58 (63.0)	34 (37.0)	50 (67.6)	24 (32.4)	74	.13

Key Take-Away: Physical development outcomes were not statistically significant post-ABC completion.



Results: ASQ-SE-2

	Time 1		Time 2		df	t	p
	\bar{x}	SD	\bar{x}	SD			
ASQ-SE2 Average Item Score	1.72	2.46	1.27	1.5	73	1.75	.04*

	Time 1	Time 2	n	p
Met threshold (needs more referrals)	35 (38.0%)	13 (17.6%)	74	.002**
Did not meet threshold	57 (62.0%)	61 (82.4%)	--	--


Key Take-Away: Statistically significant; *Fewer infants* needed additional assessments or referrals for social and emotional concerns post-ABC completion; average scores decreased.



Results: Family Empowerment Scale

	Time 1		Time 2		df	t	p
	\bar{x}	SD	\bar{x}	SD			
Family Mean Item Score	4.16	.55	4.37	.45	66	-3.54	<.001***
Child's Services Mean Item Score	4.45	.54	4.59	.43	69	-2.85	.006**
Family Total Score	49.95	6.6	52.19	5.51	63	-3.24	.002**
Child's Service Total Score	53.29	6.65	55.09	5.32	64	-2.70	.009**

Key Take-Away: Results indicate infant caregivers' feelings of empowerment in each domain (their family and their child's services) improved from pre-ABC to post-ABC.



Results: Parental Stress Scale

	Time 1		Time 2		df	t	p
	\bar{x}	SD	\bar{x}	SD			
Total Score	36.56	8.81	32.94	7.21	71	5.43	<.001***

Key Take-Away: Results indicate statistically significant reductions in stress levels among caregivers from baseline to post-ABC completion.

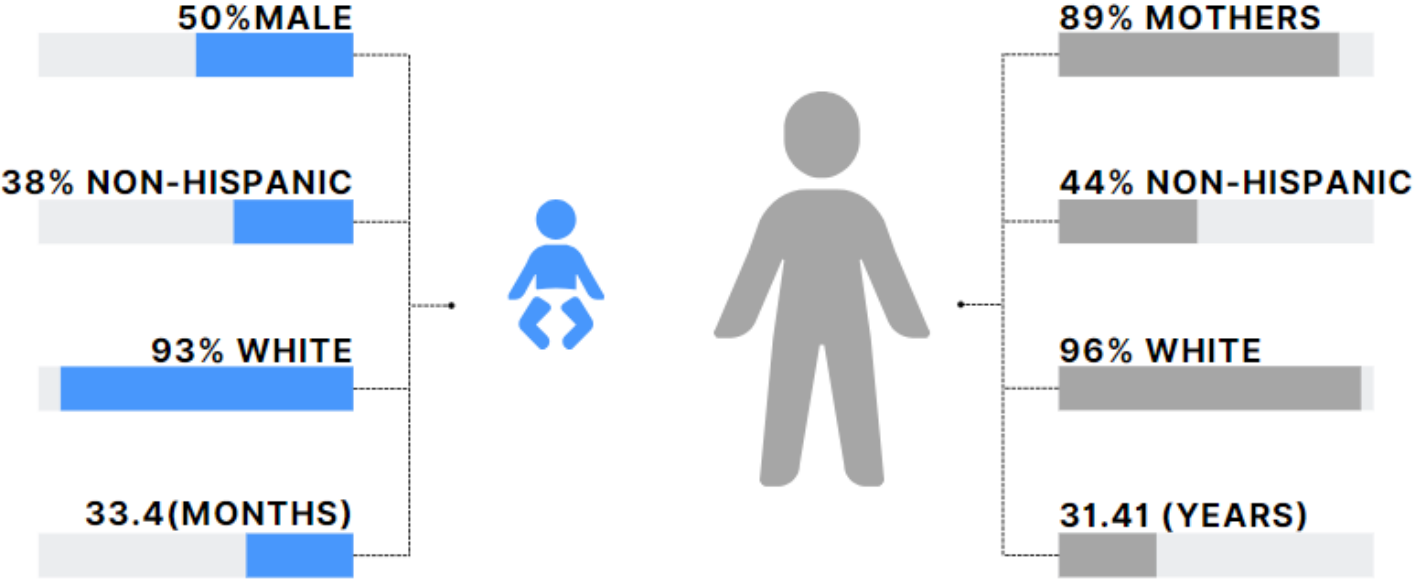




Toddler Sample



DEMOGRAPHICS



Results: ASQ-3

	Time 1 (n %)		Time 2 (n %)		n	p
	Met Cutoff (no referrals needed)	Did not meet cutoff	Met Cutoff (no referrals needed)	Did not meet cutoff		
Communication	61 (80.3)	15 (19.7)	44 (81.5)	10 (18.5)	54	1.00
Gross-Motor	68 (89.5)	8 (10.5)	49 (90.7)	5 (9.3)	54	1.00
Fine-Motor	70 (92.1)	6 (7.9)	47 (87.0)	7 (13.0)	54	.75
Problem-Solving	64 (84.2)	12 (15.8)	46 (85.2)	8 (14.8)	54	1.00
Personal-Social	58 (63.0)	34 (37.0)	42 (77.8)	12 (22.2)	54	.21

Key Take-Away: Physical development outcomes were not statistically significant post-ABC completion.



Results: ASQ-SE-2

	Time 1		Time 2		df	t	p
	\bar{x}	SD	\bar{x}	SD			
ASQ-SE2 Average Item Score	1.35	1.48	.78	.90	54	3.40	<.001** *

	Time 1	Time 2	n	p
Met threshold (needs more referrals)	12 (15.8%)	3 (5.6%)	54	.21
Did not meet threshold	64 (84.2%)	51(82.4%)	--	--

Key Take-Away: No change in toddlers needing additional assessments or referrals for social and emotional concerns post-ABC completion; but reduction in problem behaviors via the average item score.



Results: Family Empowerment Scale

	Time 1		Time 2		df	t	p
	\bar{x}	SD	\bar{x}	SD			
Family Mean Item Score	4.03	.58	4.26	.54	42	-2.89	.006**
Child's Services Mean Item Score	4.30	.79	4.65	.43	44	-3.21	.002**
Family Total Score	48.42	7.09	51.33	6.59	41	-2.97	.005**
Child's Services Total Score	51.68	9.56	55.91	5.16	44	-1.57	.002**


Key Take-Away: Results indicate toddler caregivers' feelings of empowerment in each domain (their family and their child's services) improved from pre-ABC to post-ABC.



Results: Parental Stress Scale

	Time 1		Time 2		df	t	p
	\bar{x}	SD	\bar{x}	SD			
Total Score	35.90	7.69	33.11	8.00	50	2.65	.01*


Key Take-Away: Results indicate statistically significant reductions in stress levels among toddler caregivers from baseline to post-ABC completion.



Results: BRIEF-P


	Time 1		Time 2		df	t	p
	\bar{x}	SD	\bar{x}	SD			
Inhibition	26.90	7.7	24.85	7.64	40	2.76	.009**
Shifting	15.83	4.64	14.79	4.02	42	1.53	.133
Emotional Control	15.25	5.15	14.04	4.58	42	1.83	.074
Working Memory	23.75	6.01	22.15	6.17	39	2.19	.035*
Planning/Organization	16.43	4.23	15.17	3.94	40	2.47	.018*
Inhibitory Self-Control	42.65	12.35	39.15	11.80	39	2.59	.013*
Flexibility Index	30.82	9.27	28.70	8.22	40	1.72	.094
Emergent Metacognition	40.39	10.12	37.02	9.51	37	2.92	.006**
Global Functioning Composite	99.54	25.35	90.60	23.58	34	2.95	.006**

Key Take-Away: Results indicate statistically significant improvements in key school readiness executive functioning behaviors.



Phase II Implications


- Phase II of the Initiative has demonstrated the positive impact of both the ABC-I and ABC-EC models on Kansas children and families:
 - **Healthier infants**
 - **Increased school readiness among toddlers**
 - **Reduced caregiver stress**
 - **Enhanced caregiver confidence in advocating for services for their families**
- The success of this Initiative underscores the importance of continued investment in early childhood interventions that support both child development and family well-being.





Phase I & II Overall Implications

- Demonstrated the **ABC-Infant intervention's effectiveness** within Kansas's unique demographic and service context
- Reported **improved behaviors, attitudes, and beliefs** among children and caregivers across diverse Kansas populations
- Built **foundational partnerships** with Kansas service providers to support sustainable program delivery
- Expanded ABC-Infant program delivery to **reach more families** across Kansas
- Enhanced the program by integrating **ABC-EC (Early Childhood)** components
- **Increased feelings of empowerment; decreased feelings of stress;** and overall, improvements in child behavior
- Showed **improvements in key school readiness indicators**
- Across both phases, **over 500 Kansas families** served



Thank You!

A big thank you to all of the children; the caregivers; the families; the parent coaches; the supervisors; and to UMHMF!

